

# JAZZ GUITAR: THE WALKING BASS

**1**

3fr. 5fr. 3fr. 3fr.

4/4

8

CMAJ7 1-1 2

AMIN7 1 3 4 1 3 1-1 2

DMIN7 1 3 4 4

G7 1-1 2

3 3 2 6 5 7 8 4 5 3 2 4 3 4 5 2

**2**

3fr. 3fr. 2fr.

4/4

8

FMAJ7 1

DMIN7 1 2 3 1 4 3 1 3 4 2-2 1 1

GMIN7 1 3 4 2-2 1 0 2

C7 1 0 2

1 0 3 4 5 3 6 5 3 5 6 2 3 1 0 2

**3**

6fr. 6fr. 5fr.

4/4

8

BMIN7(b5) 2 4 1 2-2 1 4 3 1 4 3 2 1 3 4 2

E7 6 7 7 6 5 7 6 5 8 7 6 5 7 8 6

AMIN7 1 4 3 2 5 5

AMIN7 1 3 4 2

7 8 5 6 7 5 8 7 6 5 7 8 6

**4**

5fr. 3fr. 3fr. 4fr.

4/4

8

DMIN7(b5) 1-1 4 2 1 4 1 3 4 1-1 1 3 4 1-1 4 1-1

G7 1-1 1 3 4 1-1 1 3 4 1-1 4 1-1

CMIN7(ADD11) 1-1 1 3 4 1-1 4 1-1

A<sup>b</sup>MAJ7 1-1 4 1-1 4 1-1

5 3 6 4 3 4 1 2 3 5 6 3 4 6 3 4

# JAZZ GUITAR: THE WALKING BASS

## BLUES IN B $\flat$ - 1ST. CHORUS

5

6fr. 5fr. 6fr. 6fr. 6fr.

$B\flat 7$   $E\flat 7$   $B\flat 7$   $F\text{MIN} 7$   $B\flat 7$

5fr. 6fr. 6fr. 5fr. 4fr. 3fr.

$E\flat 7$   $E\text{DIM} 7$   $B\flat 7$   $A 7$   $A\flat 7$   $G 7$

$C\text{MIN} 7$   $F 7$   $B\flat 7$   $G 7$   $C 7$   $F 7$

# JAZZ GUITAR: THE WALKING BASS

## BLUES IN Bb - 2ND. CHORUS

System 1: Musical notation for the first system of the 2nd chorus. It features a treble clef staff with a key signature of two flats (Bb) and a 4/4 time signature. The melody is written in eighth notes. Above the staff are five guitar fretboard diagrams for chords: 1) x1314x (5fr.), 2) x213xx (5fr.), 3) 1x23xx (6fr.), 4) x2134x (7fr.), and 5) x2134x (6fr.). Below the staff is a bass line with red stems and numbers 1-8 indicating fingerings. Chord symbols Eb7, Eb7, Eb7, F9, and E9 are placed above the bass line.

System 2: Musical notation for the second system of the 2nd chorus. It features a treble clef staff with a key signature of two flats (Bb) and a 4/4 time signature. The melody is written in eighth notes. Above the staff are four guitar fretboard diagrams for chords: 1) x2134x (5fr.), 2) 1x23xx (6fr.), 3) x314xx (3fr.), and 4) 1x23xx (3fr.). Below the staff is a bass line with red stems and numbers 1-8 indicating fingerings. Chord symbols Eb9, Eb9, Eb7, DMIN7, and G7 are placed above the bass line.

System 3: Musical notation for the third system of the 2nd chorus. It features a treble clef staff with a key signature of two flats (Bb) and a 4/4 time signature. The melody is written in eighth notes. Above the staff are five guitar fretboard diagrams for chords: 1) x1112x (3fr.), 2) x213xx (7fr.), 3) 1x23xx (6fr.), 4) x3142x (9fr.), 5) 2x333x (8fr.), and 6) x3142x (7fr.). Below the staff is a bass line with red stems and numbers 1-10 indicating fingerings. Chord symbols CMIN7(ADD11), F7, Eb7, G7(b9), CMIN7, and F7(b9) are placed above the bass line.

# "AUTUMN LEAVES" CHORO CHANGES (A-A SECTIONS)

6

Chord diagrams: x314xx, 1x23xx, x1324x, x4311x (3fr.)

Chords: CMIN<sup>7</sup>, F<sup>7</sup>, B<sup>b</sup>MAJ<sup>7</sup>, E<sup>b</sup>MAJ<sup>7</sup>

Fret numbers: 3, 1, 0, 2, 1, 2, 3, 0, 1, 3, 4, 5, 6, 5, 3, 6

Chord diagrams: 2x341x (4fr.), x213xx (4fr.), 1x111x (3fr.)

Chords: A<sup>MIN</sup>7(b5), D<sup>7</sup>, G<sup>MIN</sup>7, G<sup>MIN</sup>7

Fret numbers: 5, 6, 3, 4, 5, 4, 6, 5, 3, 5, 6, 2, 3, 5, 6, 2

Chord diagram: 1x111x (3fr.)

Chords: G<sup>MIN</sup>7, G<sup>MIN</sup>7

Fret numbers: 3, 5, 6, 4, 3, 3, 6, 4

# "AUTUMN LEAVES" CHORD CHANGES (B-C SECTIONS)

4fr. 4fr. 3fr.

Amin<sup>7(b5)</sup> D<sup>7</sup> Gmin<sup>7</sup> Gmin<sup>7</sup>

3fr. 7fr. 5fr. 3fr.

Cmin<sup>7(ADD 11)</sup> F<sup>7</sup> B<sup>b</sup>9 E<sup>b</sup>MAJ<sup>7</sup>

4fr. 4fr. 8fr. 8fr. 6fr. 6fr.

Amin<sup>7(b5)</sup> D<sup>7</sup> Gmin<sup>7</sup> C<sup>7</sup> Fmin<sup>7</sup> B<sup>b</sup>7

3fr. 4fr. 3fr.

E<sup>b</sup>MAJ<sup>7</sup> D<sup>7</sup> Gmin<sup>7</sup> Gmin<sup>7</sup> D.C.

Il metodo  
**CHITARRA JAZZ E IMPROVVISAZIONE MELODICA**  
è rivolto a chi vuole approfondire lo studio  
dell'improvvisazione nella chitarra Jazz.


- **32 ESEMPI IN DIVERSE TONALITÀ**
- **4 STUDI MELODICI BASATI SU BRANI STANDARD**
- **OLTRE 90 MINUTI DI VIDEO SU YOUTUBE**
- **SPIEGAZIONI TEORICHE E INDICAZIONI PRATICHE**
- **PENTAGRAMMA, TABLATURA E DITEGGIATURA COMPLETA**
- **INDICAZIONE DEGLI ACCORDI PER L'ACCOMPAGNAMENTO**



**CHITARRA JAZZ**  
**E IMPROVVISAZIONE MELODICA**

Esempi e studi sull'applicazione pratica  
di Tensione e Risoluzione

Ettore Quaglia




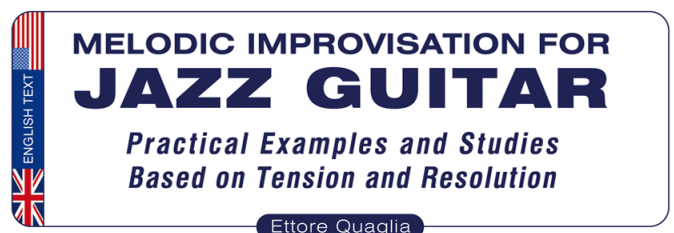

**CHITARRA JAZZ E IMPROVVISAZIONE MELODICA**  
è in vendita su

**amazon**.it

# MELODIC IMPROVISATION FOR JAZZ GUITAR

is a short and condensed method designed to improve students' knowledge of and ability to play 'tasty' single note solos.

- *32 examples in different keys*
- *Melodic studies based on the chord progressions of four Jazz classics*
- *Theoretical analysis and practical application of tension and resolution in solos*
- *Written music, tabs and fingerings provided*
- *Includes written accompanying chords for examples and studies*
- *90+ minutes of free video tutorials on YouTube*



MELODIC IMPROVISATION FOR JAZZ GUITAR  
is available on

