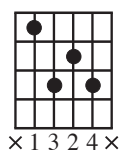


ABBINAMENTO ACCORDI E ARPEGGI - MATCH CHORDS AND ARPEGGIOS

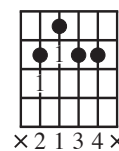


3fr.

4/4 CMAJ7

2 1 4 3 2 3 4 1 2

3 2 5 4 3 4 5 2 3

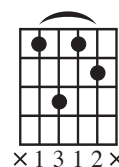


2fr.

4/4 C9

2 1 4 2 2 2 4 1 2

3 2 5 3 3 3 5 2 3

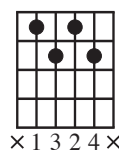


3fr.

4/4 CMIN7

1 4 3 1 1 1 3 4 1

3 6 5 3 3 3 5 6 3

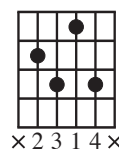


3fr.

4/4 CMIN7(b5)

1 4 2 1 4 1 2 4 1

3 6 4 3 6 3 4 6 3



2fr.

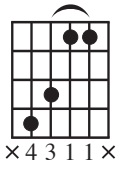
4/4 CDIM7

1 4 1 4 2 4 1 4 1

3 6 4 7 5 7 4 6 3

ABBINAMENTO ACCORDI E ARPEGGI - MATCH CHORDS AND ARPEGGIOS

P.2



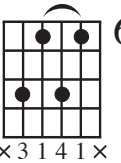
5fr.

Musical notation for FMAJ7 chord at the 5th fret. The treble clef staff shows a sequence of notes: G4 (4), A4 (3), B4 (1), C5 (1), B4 (4), A4 (1), G4 (1), F4 (3), G4 (4). The bass clef staff shows the corresponding arpeggio: G2 (8), B1 (7), D2 (5), F2 (5), G2 (8), B1 (5), D2 (5), F2 (7). The chord is labeled 'FMAJ7'.



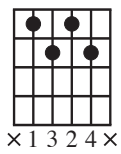
6fr.

Musical notation for F7 chord at the 6th fret. The treble clef staff shows a sequence of notes: G4 (4), A4 (3), B4 (1), C5 (4), B4 (4), A4 (4), G4 (1), F4 (3), G4 (4). The bass clef staff shows the corresponding arpeggio: G2 (8), B1 (7), D2 (5), F2 (8), G2 (8), B1 (8), D2 (5), F2 (7). The chord is labeled 'F7'.



6fr.

Musical notation for FMIN7 chord at the 6th fret. The treble clef staff shows a sequence of notes: G4 (4), A4 (2), B4 (1), C5 (4), B4 (4), A4 (4), G4 (1), F4 (2), G4 (4). The bass clef staff shows the corresponding arpeggio: G2 (8), B1 (6), D2 (5), F2 (8), G2 (8), B1 (8), D2 (5), F2 (6). The chord is labeled 'FMIN7'.



8fr.

Musical notation for FMIN7(b5) chord at the 8th fret. The treble clef staff shows a sequence of notes: G4 (3), A4 (1), B4 (4), C5 (3), B4 (2), A4 (3), G4 (4), F4 (1), G4 (3). The bass clef staff shows the corresponding arpeggio: G2 (8), B1 (6), D2 (9), F2 (8), G2 (8), B1 (9), D2 (6), F2 (8). The chord is labeled 'FMIN7(b5)'.

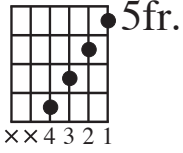


7fr.

Musical notation for FDIM7 chord at the 7th fret. The treble clef staff shows a sequence of notes: G4 (3), A4 (1), B4 (4), C5 (2), B4 (1), A4 (2), G4 (4), F4 (1), G4 (3). The bass clef staff shows the corresponding arpeggio: G2 (8), B1 (6), D2 (9), F2 (7), G2 (6), B1 (7), D2 (9), F2 (6). The chord is labeled 'FDIM7'.

ABBINAMENTO ACCORDI E ARPEGGI - MATCH CHORDS AND ARPEGGIOS

P.3



5fr. **B^b MAJ⁷**

4 3 2 1 4 1 2 3 4

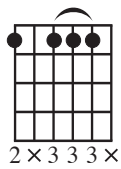
8 7 6 5 8 5 6 7 8



6fr. **B^b7**

3 2 1 b 4 3 4 1 2 3

8 7 6 9 8 9 6 7 8



6fr. **B^b MIN⁷**

3 1 1 b 4 3 4 1 1 3

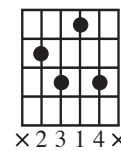
8 6 6 9 8 9 6 6 8



5fr. **B^b MIN⁷(b5)**

3 1 b 3 b 4 b 1 4 3 1 3

8 6 9 9 7 9 9 6 8



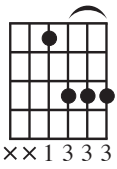
6fr. **B^b DIM⁷**

4 2 1 b 4 b 2 4 1 2 4

8 6 5 8 6 8 5 6 8

ABBINAMENTO ACCORDI E ARPEGGI - MATCH CHORDS AND ARPEGGIOS

P.4



5fr. **GMAJ7**

Musical notation for GMAJ7 chord and arpeggio. Treble clef, 5th fret. Fingering: 2, 1, 3, 4. Bass clef, 5th fret. Chord name: GMAJ7.



5fr. **G7**

Musical notation for G7 chord and arpeggio. Treble clef, 5th fret. Fingering: 2, 1, 4, 3. Bass clef, 5th fret. Chord name: G7.



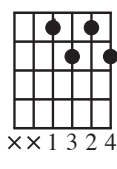
5fr. **GMIN7**

Musical notation for GMIN7 chord and arpeggio. Treble clef, 5th fret. Fingering: 1, 4, 3, 2. Bass clef, 5th fret. Chord name: GMIN7.



5fr. **GMIN7(b5)**

Musical notation for GMIN7(b5) chord and arpeggio. Treble clef, 5th fret. Fingering: 1, 4, 3, 3. Bass clef, 5th fret. Chord name: GMIN7(b5).



5fr. **GDIM7**

Musical notation for GDIM7 chord and arpeggio. Treble clef, 5th fret. Fingering: 1, 4, 2, 1. Bass clef, 5th fret. Chord name: GDIM7.

ABBINAMENTO ACCORDI E ARPEGGI - MATCH CHORDS AND ARPEGGIOS

P.5



2fr. **B^b7(b9)**

2 1 4 2 | 1 2 4 1 | 2

3 2 5 3 | 2 3 5 2 | 3



7fr. **F7(b9)**

4 3 1 4 | 3 4 1 3 | 4

8 7 5 8 | 7 8 5 7 | 8



5fr. **B^b7(b9)**

4 3 1 4 | 2 4 1 3 | 4

6 5 3 6 | 4 6 3 5 | 6



3fr. **B^b7(b9)**

4 3 1 4 | 2 4 1 3 | 4

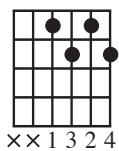
8 7 6 9 | 7 9 6 7 | 8



6fr. **B^b7(b9)**

3 2 1 4 | 2 4 1 3 | 3

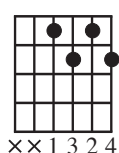
8 7 6 9 | 7 9 6 7 | 8



3fr. **G7(b9)**

2 1 4 3 | 2 4 1 3 | 2

5 4 7 6 | 4 6 7 4 | 5



Il metodo
CHITARRA JAZZ E IMPROVVISAZIONE MELODICA
è rivolto a chi vuole approfondire lo studio
dell'improvvisazione nella chitarra Jazz.


- **32 ESEMPI IN DIVERSE TONALITÀ**
- **4 STUDI MELODICI BASATI SU BRANI STANDARD**
- **OLTRE 90 MINUTI DI VIDEO SU YOUTUBE**
- **SPIEGAZIONI TEORICHE E INDICAZIONI PRATICHE**
- **PENTAGRAMMA, TABLATURA E DITEGGIATURA COMPLETA**
- **INDICAZIONE DEGLI ACCORDI PER L'ACCOMPAGNAMENTO**



CHITARRA JAZZ
E IMPROVVISAZIONE MELODICA

Esempi e studi sull'applicazione pratica
di Tensione e Risoluzione

Ettore Quaglia




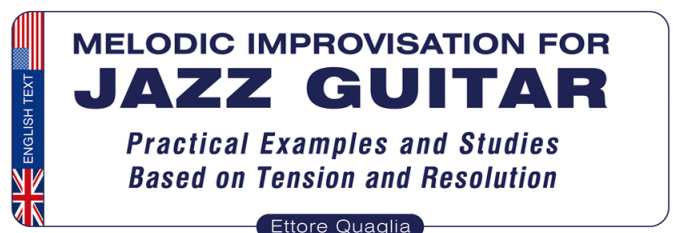
CHITARRA JAZZ E IMPROVVISAZIONE MELODICA
è in vendita su

amazon.it

MELODIC IMPROVISATION FOR JAZZ GUITAR

is a short and condensed method designed to improve students' knowledge of and ability to play 'tasty' single note solos.

- *32 examples in different keys*
- *Melodic studies based on the chord progressions of four Jazz classics*
- *Theoretical analysis and practical application of tension and resolution in solos*
- *Written music, tabs and fingerings provided*
- *Includes written accompanying chords for examples and studies*
- *90+ minutes of free video tutorials on YouTube*



MELODIC IMPROVISATION FOR JAZZ GUITAR
is available on

